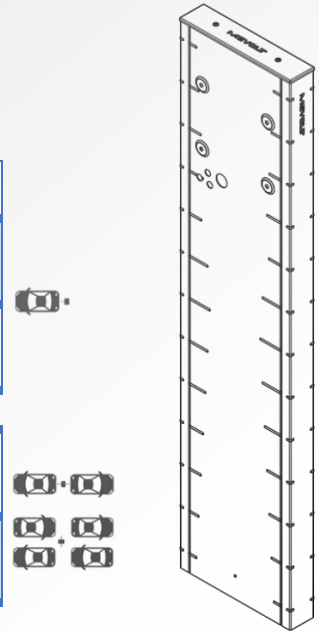


Description:

The robust and stylish lightweight among the carrier solutions.
 Customized solution according to the specifications of the wallbox type to be used for easy installation.
 of one or two wallboxes at a single parking space or multiple parking spaces.
 Compatible with the MEVOLT BASE foundation system.

The drilling patterns / fastenings shown may differ from the finished product.

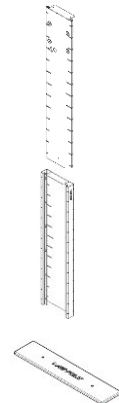
Naming	item number	H x W x L in mm	weight in kg	colour*/ colour code
SLIM-CARRIER MK41 SINGLE type ABB Terra AC	2041010009	75 x 330 x 1425	17,0	traffic white* RAL 9016
SLIM-CARRIER MK41 SINGLE type ABB Terra AC	2041020009	75 x 330 x 1425	17,0	anthracite* DB 703
SLIM-CARRIER MK42 DUPLEX type ABB Terra AC	2042010009	75 x 330 x 1425	17,0	traffic white* RAL 9016
SLIM-CARRIER MK42 DUPLEX type ABB Terra AC	2042020009	75 x 330 x 1425	17,0	anthracite* DB 703



Optional accessories can be found in the available accessories list.

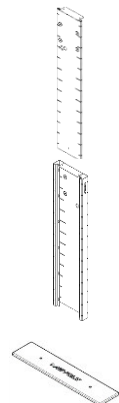
scope of delivery:

Naming		H x W x L in mm	weight in kg	colour*/ colour code
model MK41 SINGLE		85 x 341 x 1437	20.0	-
front panel MK41 type ABB Terra AC		68 x 271 x 1420	6.0	traffic white* RAL 9016
	alternative	68 x 271 x 1420	6.0	anthracite* DB 703
back panel MK41		70 x 326 x 1420	10.1	traffic white* RAL 9016
	alternative	70 x 326 x 1420	10.1	anthracite* DB 703
lid MK41-42		7 x 66x 298	0.4	traffic white* RAL 9016
	alternative	7 x 66 x 298	0.4	anthracite* DB 703
accessory kit MK41-42		10 x 230 x 330	0.2	-



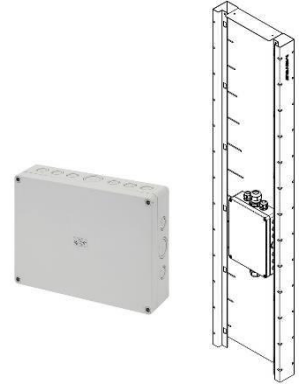
scope of delivery:

Naming		H x W x L in mm	weight in kg	Farbe*/ Farbnummer
model MK42 DUPLEX		85 x 341 x 1437	20.0	-
front panel MK41 type ABB Terra AC		68 x 271 x 1420	6.0	traffic white* RAL 9016
	alternative	68 x 271 x 1420	6.0	anthracite* DB 703
back panel MK42 Typ ABB Terra AC		70 x 326 x 1420	10.1	traffic white* RAL 9016
	alternative	70 x 326 x 1420	10.1	anthracite* DB 703
lid MK41-42		7 x 66x 298	0.4	traffic white* RAL 9016
	alternative	7 x 66 x 298	0.4	anthracite* DB 703
accessory kit MK41-42		10 x 230 x 330	0.2	-



SLIM-CARRIER
ACCESSORIES LIST

Naming		H x W x L in mm	weight in kg	item no. SPELSBERG
possible equipment empty housing				
Can be fitted in the following variants: MK41-42				
SPELSBERG empty housing TK PS 2518-6f-m (internal mounting points for top-hat rail mounting, IP66)		254 x 180 x 63	1.0	10541101



MEVOLT

Carrier System SLIM => possible equipment for the electrical installation


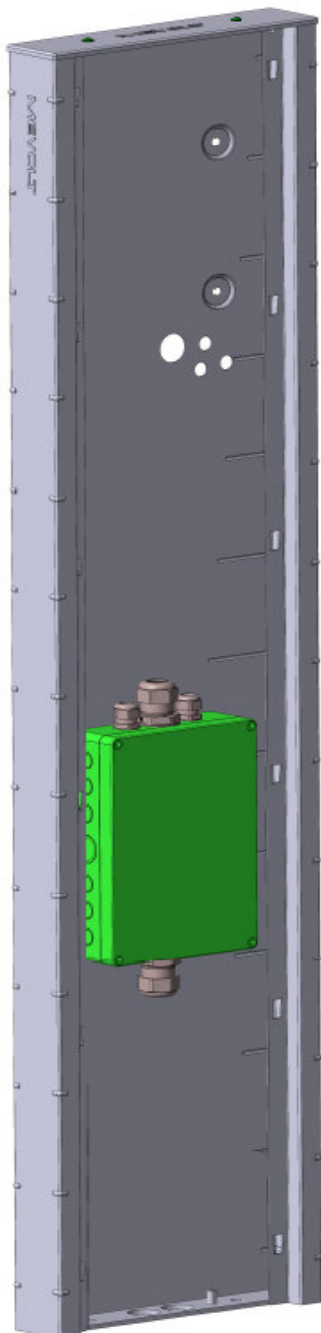
valid for the following versions::

The types listed offer the possibility of installing a housing from SPELSBERG with Plug&Play.

(Important: due to the drilling pattern, only the housing listed below fits!)

This enables standard-compliant and weatherproof installation via a top-hat rail.

MK41 Single MK42 Duplex



Front



<https://www.spelsberg.de/>

small distribution box

TK PS 2518-6f-m

item number: 10541101 | size: 254 x 180 x 63 mm



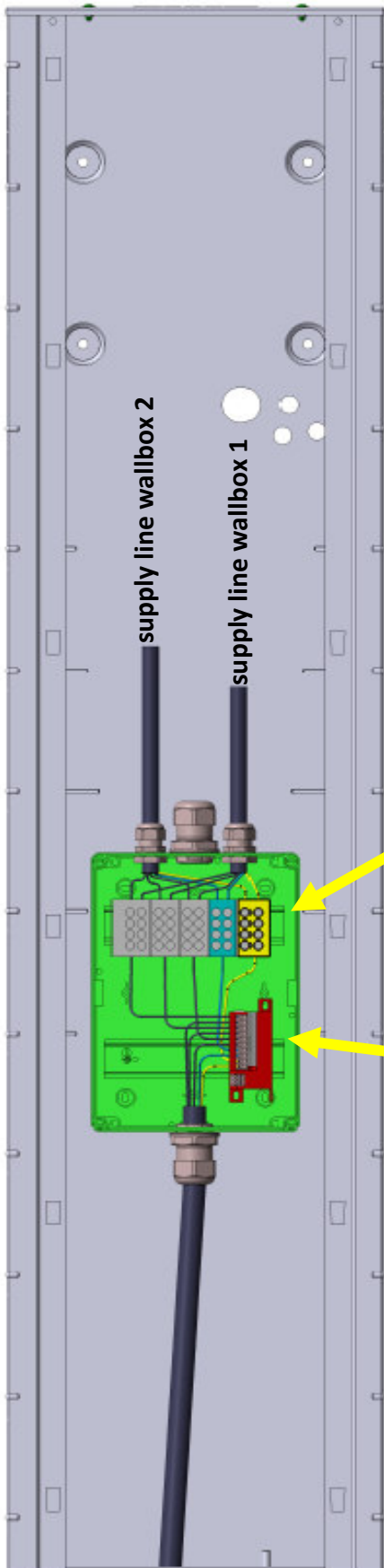
!Attention!

Due to the height of the housing, it is not possible to install a residual current circuit breaker or automatic switch.


The possibility of professionally diverting surge voltages as well as clamping or distributing the connecting cable or wallboxes can be carried out.

Carrier System SLIM => possible equipment for the electrical installation

Exemplary structure of an installation for two wallboxes



Detailed view from above



Terminal block 5-pin



Surge protection type 2 + type 3
DEHNcord (art-no. 900 439)



DCOR 3P TT 275 FM (900 439)

very compact design
Visual defect display, with FM contact
Optional DIN rail mounting or via screw-on brackets
Double push-in technology = For through or branch wiring